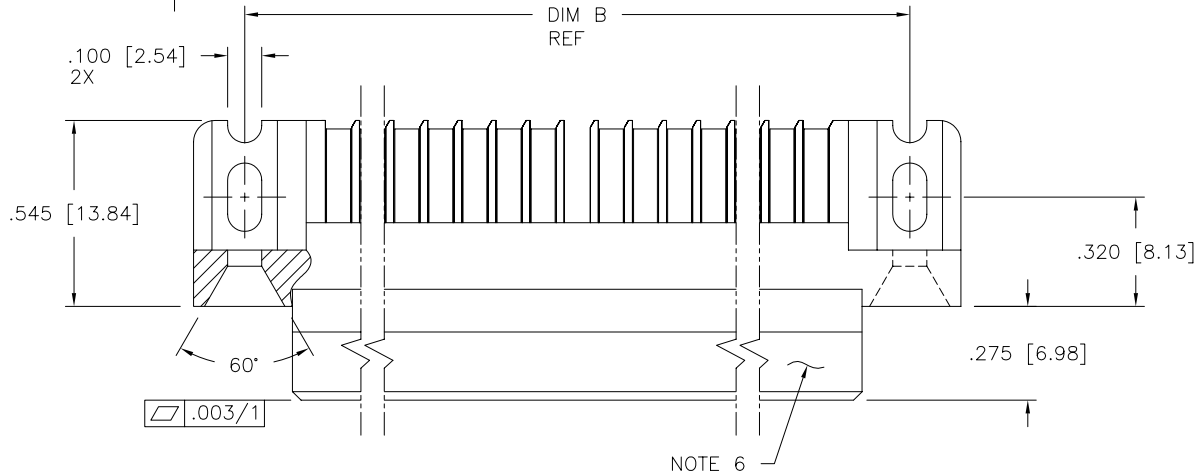
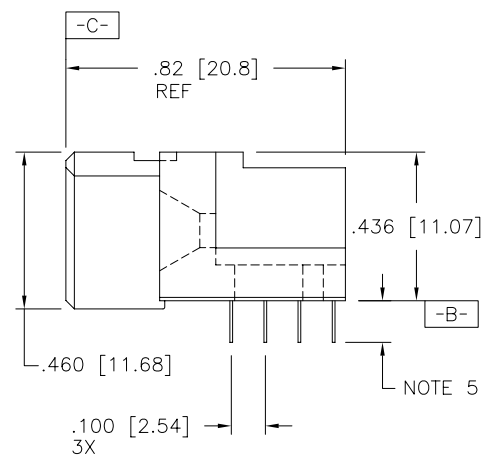
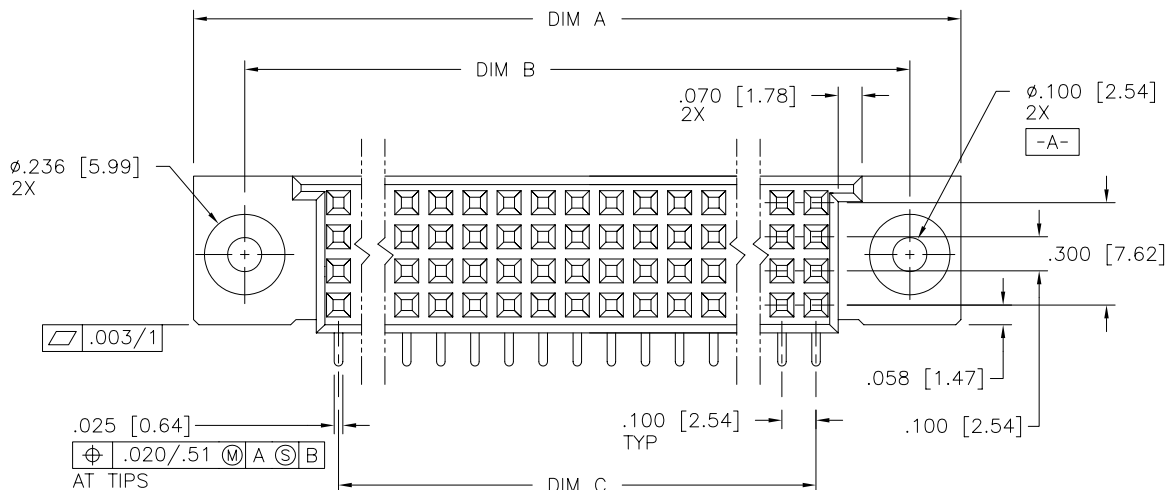


PRODUCT NO.  
SEE NOTE 1



NOTE 6



NOTE 5



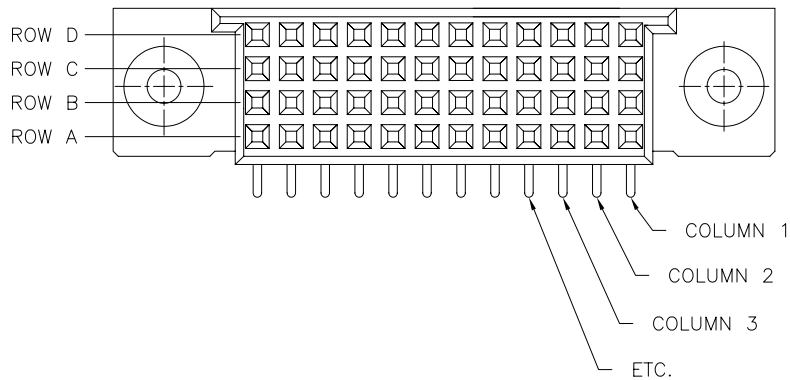
Copyright FCI

mat'l. code		surface ISO 1302 ✓		tolerance ISO 406 ISO 1101		projection INCH/MM		product family HPC	
tolerances unless otherwise specified		angles		linear .XX±.01/.3		scale 1:1		title 4 ROW R/A RECEPTACLE CUSTOM ASSEMBLY	
A	RELEASED	RDS	2/25/91					dwg no 90003	
B	V11019	SAR	4/8/91					sheet 1 of 2 size A3	
C	V23371	JWB	11/9/92	0°±2'				type Product Customer Drawing	
D	V50379	MSC	7/18/95	dr		S. SHEAFFER 10/9/90			
E	V92846	HTB	9/17/99	engr		S. CLARK 2/25/91			
F	V02945	LSS	12/18/00	chr		S. CLARK 2/25/91			
G	M06-0255	AGS	7/7/06	appd		S. CLARK 2/25/91			
sheet index	revision	G	G						
sheet	sheet	1	2						

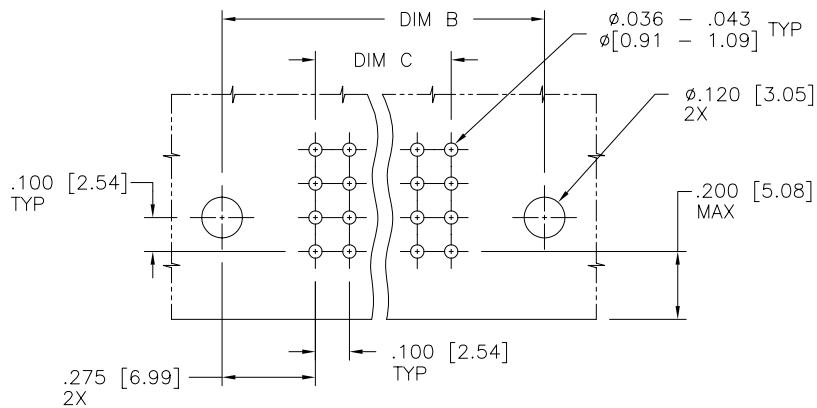
form: A3

PRODUCT NO.	DIM.	LENGTH FORMULAS
SEE NOTE 1	DIM A	.100/2.54 X NO. OF COLUMNS + .75/19.1
	DIM B	.100/2.54 X NO. OF COLUMNS + .45/11.4
	DIM C	.100/2.54 X NO. OF COLUMNS - .10/2.5

RECEPTACLE NUMBERING SCHEME



ROWS X COLUMNS = POSITIONS



RECOMMENDED PCB LAYOUT  
ALL HOLES LOCATED ON .100 [2.54] GRID  
UNLESS OTHERWISE SPECIFIED

NOTES:

- PRODUCT NUMBERING CODE:  
90003 - X YYY Z  
  - 90003 - BASE NUMBER
  - X - PLATING (NOTE 4)
  - YYY - NO. OF POSITIONS (NOTE 2)
  - Z - TAIL LENGTH (NOTE 5)
- THIS PRODUCT IS CONFIGURED IN SIZES OF 6 THRU 80 COLUMNS IN INCREMENTS OF ONE. i.e.: 6,7,8,9.....79,80.
- HOUSING MATERIAL:  
GLASS AND MINERAL FILLED HIGH TEMP. THERMOPLASTIC. FLAME RETARDANT PER UL94V-0, COLOR: BLACK  
CONTACT MATERIAL: BeCu
- PLATING CONTACT AREA OPTIONS:  
1 = 30u"/.76u GOLD  
3 = 50u"/1.27u GOLD  
5 = 30u"/.76u GXT  
ALL SOLDER TAILS TIN/LEAD
- TAIL LENGTH OPTIONS:  
E = .125±.010 / 3.18±.25  
F = .145±.010 / 3.68±.25  
H = .180±.010 / 4.57±.25
- COMPANY NAME, PART NUMBER AND LOT CODE TO APPEAR ON THIS SURFACE.
- FOR DOCUMENTATION MENU, SEE SPECIFICATION BUS-01-057.
- FOR PRODUCT PERFORMANCE SEE PRODUCT SPECIFICATION NUMBER BUS-12-090.

mat'l. code		surface ISO 1302 ✓	tolerance ISO 406 ISO 1101	projection INCH/MM	product family HPC
ltr	ecn	no	dr	date	title
G					4 ROW R/A RECEPTACLE CUSTOM ASSEMBLY
tolerances unless otherwise specified				linear	scale 1:1
angles		.XX±.01/.3			
0'±2'		.xxx±.005/.13			
		.xxxx±.0020/.051			
dr	S. SHEAFFER	10/9/90			
enfr	S. CLARK	2/25/91			
chr	S. CLARK	2/25/91			
appd	S. CLARK	2/25/91			
sheet index	revision sheet				



dwg no 90003 sheet 2 of 2 size A3  
type Product Customer Drawing