



Insulated Terminals Teflon®

*Teflon is a registered trademark of Dupont

Bifurcated

Refer to Figure 1455

External Threads

Part No.	Thread	W	X	Y	Z	S	Terminal Dia	DWV	U DIA
1455A	6-32	.312	.188	.36	.60	.060	.156	4700	.230
1455B	6-32	.312	.250	.36	.60	.060	.156	4700	.230
1455C	6-32	.312	.312	.36	.60	.060	.156	4700	.230
1455D	6-32	.312	.375	.36	.60	.060	.156	4700	.230
1455E	4-40	.312	.188	.36	.60	.060	.156	4700	.230
1455F	4-40	.312	.250	.36	.60	.060	.156	4700	.230
1455G	4-40	.312	.312	.36	.60	.060	.156	4700	.230
1455H	4-40	.312	.375	.36	.60	.060	.156	4700	.230
1475A	6-32	.250	.188	.270	.51	.031	.125	3200	.203
1475B	6-32	.250	.250	.270	.51	.031	.125	3200	.203
1475C	6-32	.250	.312	.270	.51	.031	.125	3200	.203
1475D	6-32	.250	.375	.270	.51	.031	.125	3200	.203
1475E	4-40	.250	.188	.270	.51	.031	.125	3200	.203
1475F	4-40	.250	.250	.270	.51	.031	.125	3200	.203
1475G	4-40	.250	.312	.270	.51	.031	.125	3200	.203
1475H	4-40	.250	.375	.270	.51	.031	.125	3200	.203
1495A	2-56	.156	.125	.206	.36	.031	.094	2300	.121
1495B	2-56	.156	.218	.206	.36	.031	.094	2300	.121
1495C	4-40	.156	.125	.206	.36	.031	.094	2300	.121
1495D	4-40	.156	.218	.206	.36	.031	.094	2300	.121

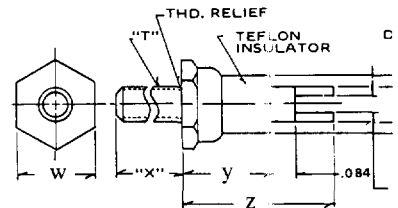


Fig. 1455

Bifurcated

Refer to Figure 1456

Internal Threads

Part No.	Thread	W	X	Y	Z	S	Terminal Dia	DWV	U DIA
1456	6-32 x 3 Full	.312	----	.391	.63	.060	.156	4600	.230
1456A	4-40 x 3 Full	.312	----	.391	.63	.060	.156	4600	.230
1476A	2-56 x 3 Full	.250	----	.313	.55	.031	.125	3200	.203
1476B	4-40 x 3 Full	.250	----	.313	.55	.031	.125	3200	.203
1496A	2-56 x 3 Full	.156	----	.237	.39	.031	.094	2300	.121

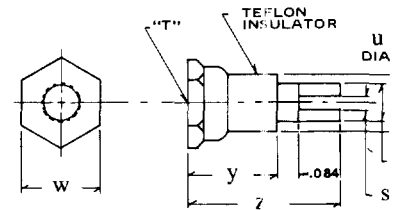


Fig. 1456

Bifurcated

Refer to Figure 1457

Swage Type

Part No.	Barrel Dia.	BD Thick	W	X	Y	Z	S	Terminal Dia.	DWV	U DIA
1457A	.189	.031	.310	.054	.359	.60	.60	.156	4700	.230
1457B	.189	.062	.310	.094	.359	.60	.60	.156	4700	.230
1457C	.189	.094	.310	.125	.359	.60	.60	.156	4700	.230
1457D	.189	.125	.310	.156	.359	.60	.60	.156	4700	.230
1477A	.115	.031	.250	.075	.270	.51	.031	.125	3200	.203
1477B	.115	.062	.250	.105	.270	.51	.031	.125	3200	.203
1477C	.115	.094	.250	.135	.270	.51	.031	.125	3200	.203
1477D	.115	.125	.250	.165	.270	.51	.031	.125	3200	.203
1497A	.115	.031	.156	.054	.206	.36	.031	.094	2400	.121
1497B	.115	.062	.156	.094	.206	.36	.031	.094	2400	.121
1497C	.115	.094	.156	.125	.206	.36	.031	.094	2400	.121
1497D	.115	.125	.156	.156	.206	.36	.031	.094	2400	.121

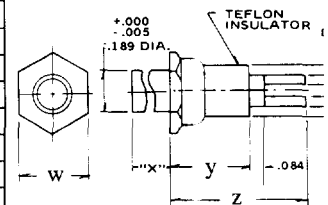


Fig. 1457

Standard Plating Suffix to Part Number

See Page 93 for all plating options.

Terminal
-7 (Au over Cu)
-4 (Sb over Cu)

or

Base
-5 (Sn over Cu)
-5 (Sn over Cu)

TOLERANCE: .xxx ±.010, .xx ±.016 (ALL DIMS. BEFORE PLATING)

Winchester Electronics

400 Park Road • Watertown, Ct 06795-0500 • Phone: (860)945-5000 • FAX: (860)945-5191 • E-MAIL: useco@litton-werl.com