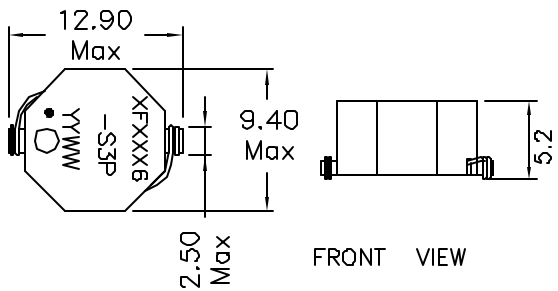


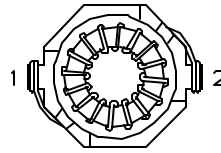
## 9XFXX6-S3P POWER INDUCTORS

- High Inductance, High DC Current Capability
- True Surface Mount Design
- Tape & Reel Packaging Standard, 800 Pcs per 13"Reel
- Custom designs available At No Extra Charge
- Economical Low Cost Solution For All Your Power Needs
- Magnetically Shielded

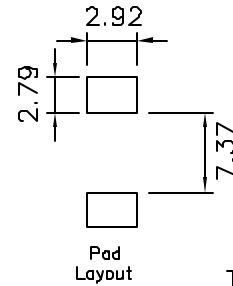
### Mechanical Dimensions:



FRONT VIEW

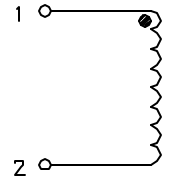


BOTTOM VIEW



Pad Layout

### Schematic:



Dimensions in MM  
Tolerances .X X±0.25

Part Number	Inductance uH(rated)	OCL (1) (±20%uH)	I <sub>rms</sub> (2) Amperes	I <sub>sat</sub> (3) Amperes	DCR (4) (Typ mOhm)
9XF0478-S3P	0.470	0.48	12.2	18.6	2.5
9XF0016-S3P	1.0	1.03	9.80	11.8	3.9
9XF0157-S3P	1.5	1.45	8.10	10.0	5.6
9XF0227-S3P	2.2	2.00	7.50	8.67	6.6
9XF0337-S3P	3.3	3.30	5.90	6.84	10.5
9XF0477-S3P	4.7	4.41	5.62	6.20	11.7
9XF0687-S3P	6.8	7.16	4.42	4.82	18.0
9XF0106-S3P	10.0	10.56	3.61	3.94	28.3
9XF0156-S3P	15.0	15.97	3.17	3.17	36.9
9XF0226-S3P	22.0	22.33	2.61	2.65	54.0
9XF0336-S3P	33.0	32.11	2.16	2.20	79.7
9XF0476-S3P	47.0	47.90	1.77	1.83	118.5
9XF0686-S3P	68.0	65.03	1.57	1.53	151.7
9XF1006-S3P	100.0	97.85	1.26	1.24	233.1
9XF1506-S3P	150.0	141.9	1.04	1.02	351.4
9XF2206-S3P	220.0	207.8	0.82	0.85	545.0
9XF3306-S3P	330.0	318.2	0.67	0.70	824.3
9XF4706-S3P	470.0	470.8	0.56	0.58	1191.4
9XF6806-S3P	680.0	689.7	0.46	0.48	1774.2
9XF1005-S3P	1000.0	1080.0	0.38	0.40	2657.1

(1). Open Circuit Inductance Test Parameters: 100KHz, 0.25V<sub>rms</sub>, 0.0Adc

(2). RMS current for an approximate ΔT of 40°C. at an ambient temperature of 85°C.

(3). Peak current for approximate 30% roll off.

(4). DCR limits @ 20°C.